












**NEIGHBOURHOOD PLANNING CONSULTATION
MAY 2013
CONSULTATION ON HOUSING STYLES
CDC AFFORDABLE HOUSING SCHEMES IN DISTRICT**

SCHEME DETAILS	Responses 14/5		Responses 22/5		Comments
	YES	NO	YES	NO	
 A. Portal Close, Funtington	5		6		
 B. Cemetery Lane, West Dean	4		9		
 C. Northfield, West Wittering		2			
 D. Hayter Gardens, Oving	1	2	1		
 E. The Leys, Singleton	3		5		Very nice
 F. Budgenor Lodge, Easebourne	4		6		Very nice Could work well in Wis Green Blends in
 G. Barnside, Bosham	2		1		
 H. School Close, Kirdford			2		Could be good as not uniformed so could be houses/flats
 I. School Close, Kirdford	7		4		Excluding flint facings – this comment could relate to B.

 <p>J. Henley Close, Bury</p>		1	1		
 <p>K. Cedar Close, Westbourne</p>		7			Definitely not in Wis Green.